

PCM391 Pressure Transmitter

Features

- Compact structure
- Digital circuit processing
- Strong anti-interference and excellent long-term stability
- Small diameter, small size, easy to install and use
- Available for measurement of absolute pressure, gauge pressure and sealed gauge pressure
- Multiple electrical connection options
- SS316L Diaphragm
- Suitable for mass production

Applications

- Air compressor
- Hydraulic and pneumatic equipment
- Servo valve and transmission
- Pipeline system

Notes:

- 1 Do not touch the diaphragm with hard objects, which may cause damage to the diaphragm.
- 2 Please read the Instruction Manual of the product carefully before installation and check the relevant information of the product.
- 3 Strictly follow the wiring method for wiring, otherwise it may cause product damage or other potential faults.
- 4 Misuse of the product may cause danger or personal injury.



Overview

PCM391 pressure transmitter is specially designed for small and medium-sized equipment applications such as booster pump, air compressor and pipeline hydraulic system. It is also applicable to a wide range of industrial applications in a variety of structures, outputs and pressure connections, which meets most application requirements. It has the compact structure which is especially suitable for the installation in the small spaces.

Notes:

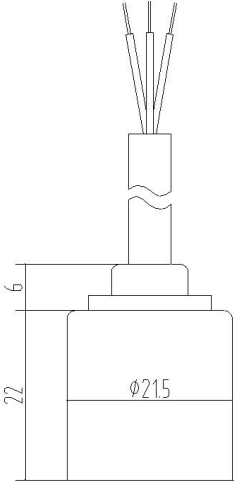
- 1 Do not misuse documentation.
- 2 The information presented in this product sheet is for reference only. Do not use this document as a product installation guide.
- 3 Complete installation, operation, and maintenance information is provided in the instructions of the product.
- 4 Misuse of the product may cause danger or personal injury.

Performance parameters

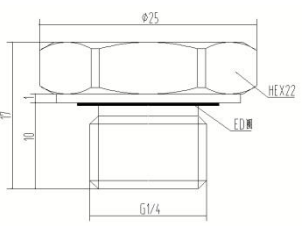
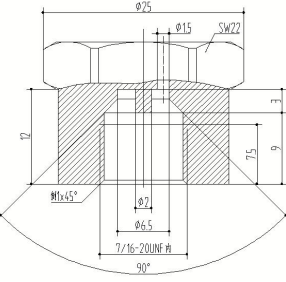
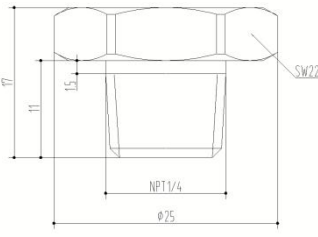
Pressure range	0~35kPa...5MPa
Pressure reference	Gauge pressure, Absolute pressure, Sealed gauge pressure
Supply & output	4~20mA 0.5~4.5V R/M(5VDC) 0~10V
Accuracy	±0.5%FS(typ.); ±1%FS(max.)
Hysteresis &	≤±0.1%FS

repeatability	
Temperature drift	$\leq \pm 1.5\%FS(-20^{\circ}C \sim 85^{\circ}C)$
Response time	$< 90ms$
Service life	$\geq 10 \times 10^6$ pressure cycles
Ambient temp.	$-20^{\circ}C \sim 80^{\circ}C$
Medium temp.	$-30^{\circ}C \sim 105^{\circ}C$
Storage temp.	$-40^{\circ}C \sim 120^{\circ}C$
EMC-interference	IEC 61000-6-3
EMC-immunity	IEC 61000-6-2
Withstand voltage	1800VAC 1min
Insulation resistance	$\geq 100M \Omega / 500VDC(200M \Omega / 250VDC)$
Vibration resistance	Sine curve: 20g, 25Hz~2kHz; IEC 60068-2-6 Random: 7.5grms, 5Hz~1kHz; IEC 60068-2-64
Shock resistance	Shock: 200g/1ms; IEC 60068-2-27 Free fall: 1m; IEC 60068-2-32
Protection	IP65
Material	Wetted part: ASTM S31603 (AISI316L) Housing: ASTM S30400 (AISI304) Electrical connection: PA66
Weight	120±5g (Cable outlet)
Hexahedral size	HEX22

Electrical connection and wiring method

Type	J3: Flying leads	
Dimension In mm		
Connection mode Current (2 wire)	Red: Supply+ Green: Current output	
Connection mode Voltage (3 wire)	Red: Supply+ Green: Ground Yellow: Voltage output	

Pressure connection

Thread code	C3: G1/4	C11F: 7/16-20UNF Female	C5: NPT1/4
Dimension In mm			
Recommended torque	15~25N•m	15~25 N•m	15~25 N•m

Note:

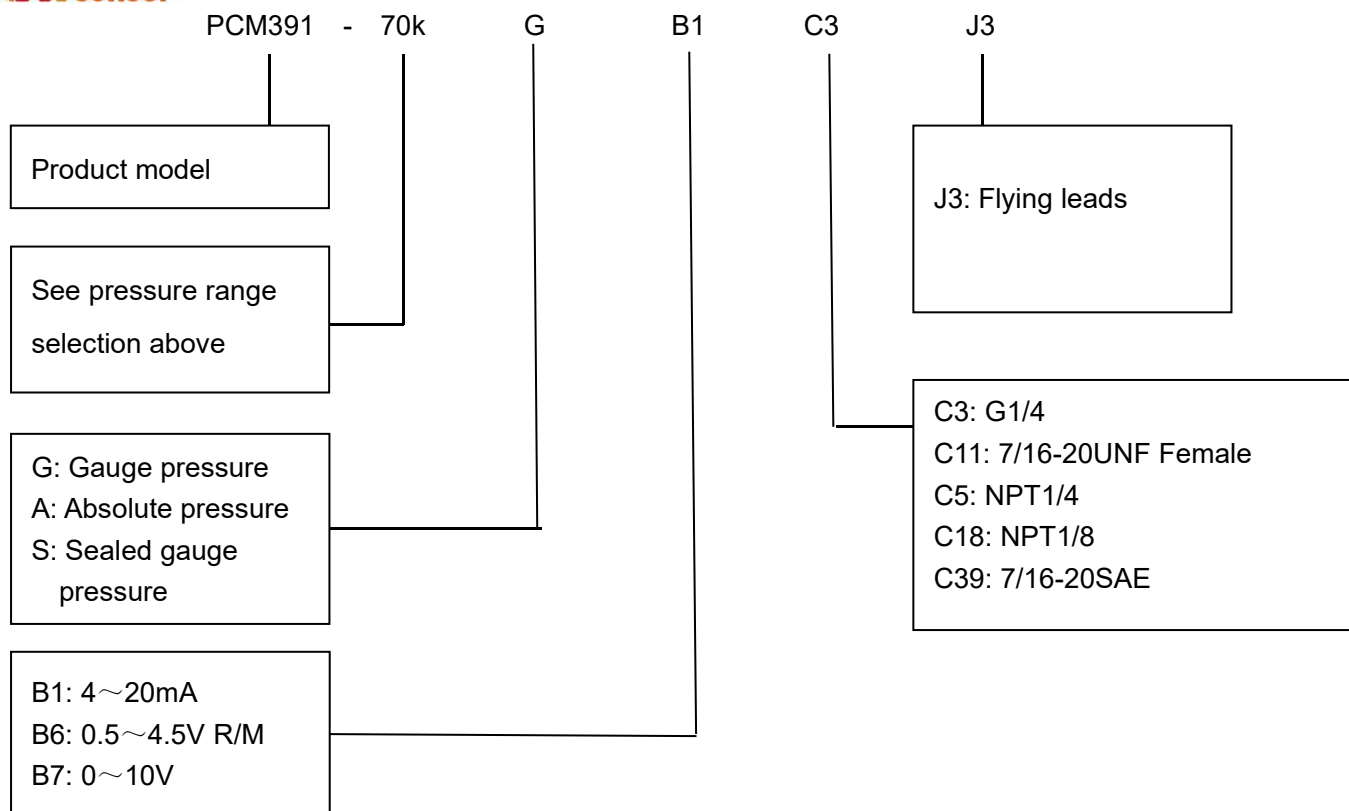
1. Commonly used threads: G1/4, 7/16-20UNF, Female, NPT1/4, NPT1/8, 7/16-20SAE. For the requests on the other threads, please get in contact with technical department in advance.
2. Recommended torque depends on a number of factors such as gasket material, supporting material, thread lubrication and pressure.

Pressure range selection

Code	Pressure reference	Pressure range	Overpressure	Burst pressure	Remark
35k	G	0~35kPa	300%FS	600%FS	
70k	G	0~70kPa	300%FS	600%FS	
100k	G、A	0~100kPa	200%FS	500%FS	
160k	G、A	0~160kPa	200%FS	500%FS	
250k	G、A	0~250kPa	200%FS	500%FS	
400k	G、A	0~400kPa	200%FS	500%FS	
600k	G、A	0~600kPa	200%FS	500%FS	
1M	G、A	0~1MPa	200%FS	500%FS	
1.6M	S	0~1.6MPa	200%FS	500%FS	
2.5M	S	0~2.5MPa	200%FS	500%FS	
4M	S	0~4MPa	200%FS	400%FS	
5M	S	0~5MPa	200%FS	400%FS	

Note: G-Gauge pressure, A-Absolute pressure, S-Sealed gauge pressure

How to order



Example: PCM391-70kGB1C3J3

Refer to product model PCM391, with pressure range 0~70kPa, gauge pressure, output 4~20mA, port thread G1/4, electrical connection flying leads.

Ordering tips

Please note the compatibility of wetted part with the measured medium during the selection.

Wotian reserves the right to make any change in this publication without notice. The information provided is believed to be accurate and reliable as of this product sheet.

Контакт:

Nanjing Wotian Technology Co., Ltd.

Веб-сайт: ru.wtsensor.com

Адрес: 5 Wenyang Road, Binjiang Development Zone, Nanjing, 211161, China

Электронная почта: wtsensor@wtsensor.com

Телефон: +86-18640205486

Менеджер по продажам: Эмма